

Scaled data based on original data using  
LM-79-08 Approved Method: Electrical and Photometric Measurements of Solid-  
State Lighting Products

Test Report Prepared for  
Cooper Lighting Solutions  
(formerly Eaton)

Brand: McGRAW-EDISON

Report Number: P385662

Luminaire Tested: **GWC-SA1B-727-U-SLL-HSS**

Issue Date: 3/3/2020

**Test Information**

Test Method: LM-79-08  
Report Number: P385662  
TEST IS SCALED FROM IESNA LM-79-08 TEST DATA (G2-1903-205-27)  
Test Lab: INNOVATION CENTER  
Issue Date: 3/3/2020  
Manufacturer: COOPER LIGHTING SOLUTIONS (FORMERLY EATON)  
Product Line: MCGRAW-EDISON  
Catalog Number: GWC-SA1B-727-U-SLL-HSS  
Description: GALLEON WALL LUMINAIRE  
(1) 70 CRI, 2700K, 800mA LIGHTSQUARE WITH 16 LEDS AND SPILL LIGHT  
ELIMINATOR LEFT OPTICS WITH HOUSE SIDE SHIELD  
Light Source: -  
Ballast/Driver: ELECTRONIC DRIVER

**Summary**

Lumens per Lamp: N/A  
Luminaire Lumens: 3785 lumens  
Efficiency: N/A  
Efficacy: 86.0 lumens/watt  
Luminous Opening: Rectangular (W 0.5' x L: 0.5' x H: 0')  
IES Classification: Type III - Medium  
BUG Rating: B1 - U0 - G1

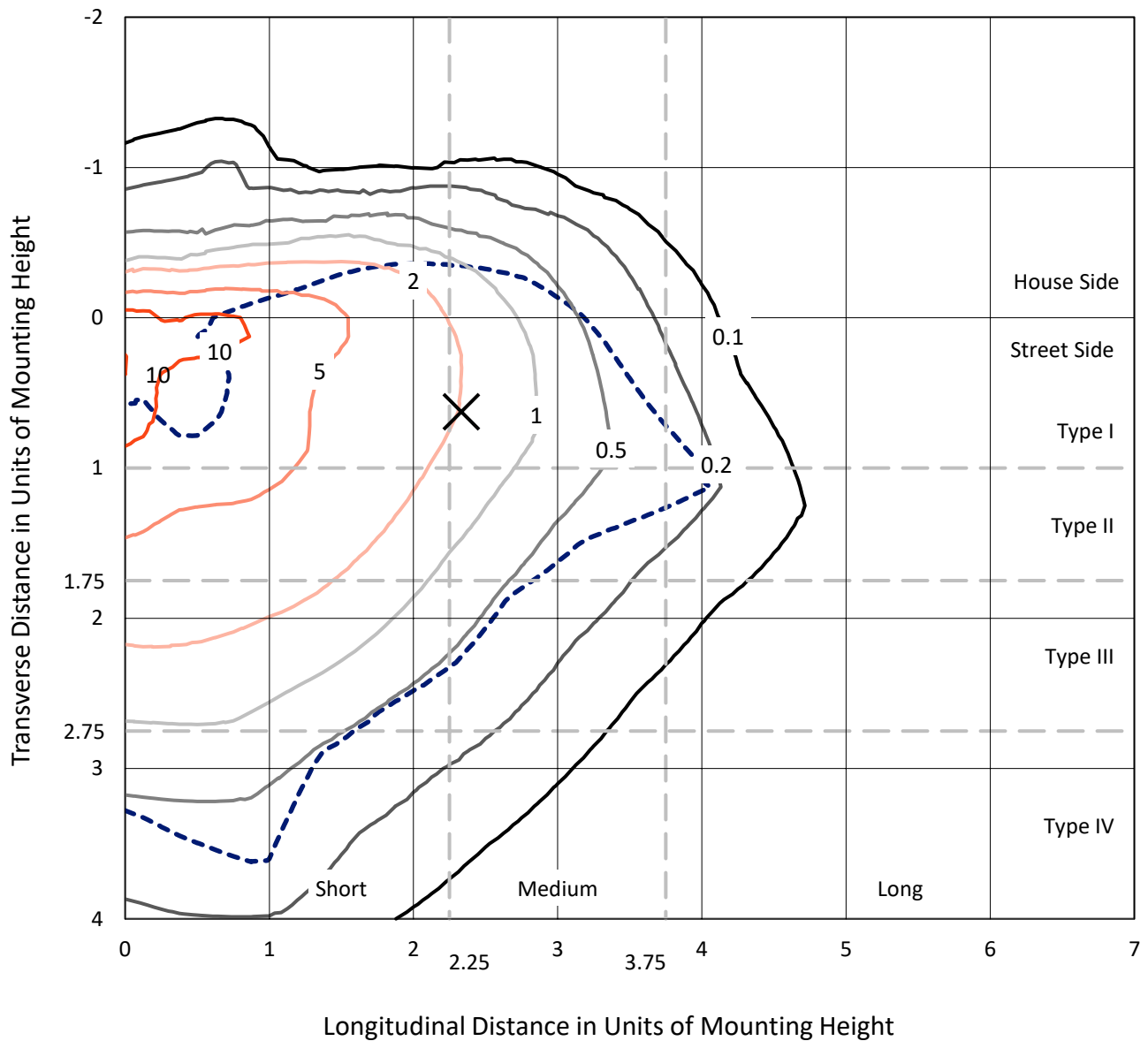
Input Watts (W): 44  
Input Voltage (V): NR  
Input Current (Ain): NR  
Voltage Rise (V): NR  
Power Factor: NR  
Total Harmonic Distortion (THDi): NR  
Frequency (hertz): 60  
Stabilization Time: NR  
Operation Time: NR  
Ambient Temperature (°C): NR  
Test Distance: 24 FT



REPORT NUMBER: P385662  
 CATALOG NUMBER: GWC-SA1B-727-U-SLL-HSS

### Iso-Footcandle Lines of Horizontal Illumination

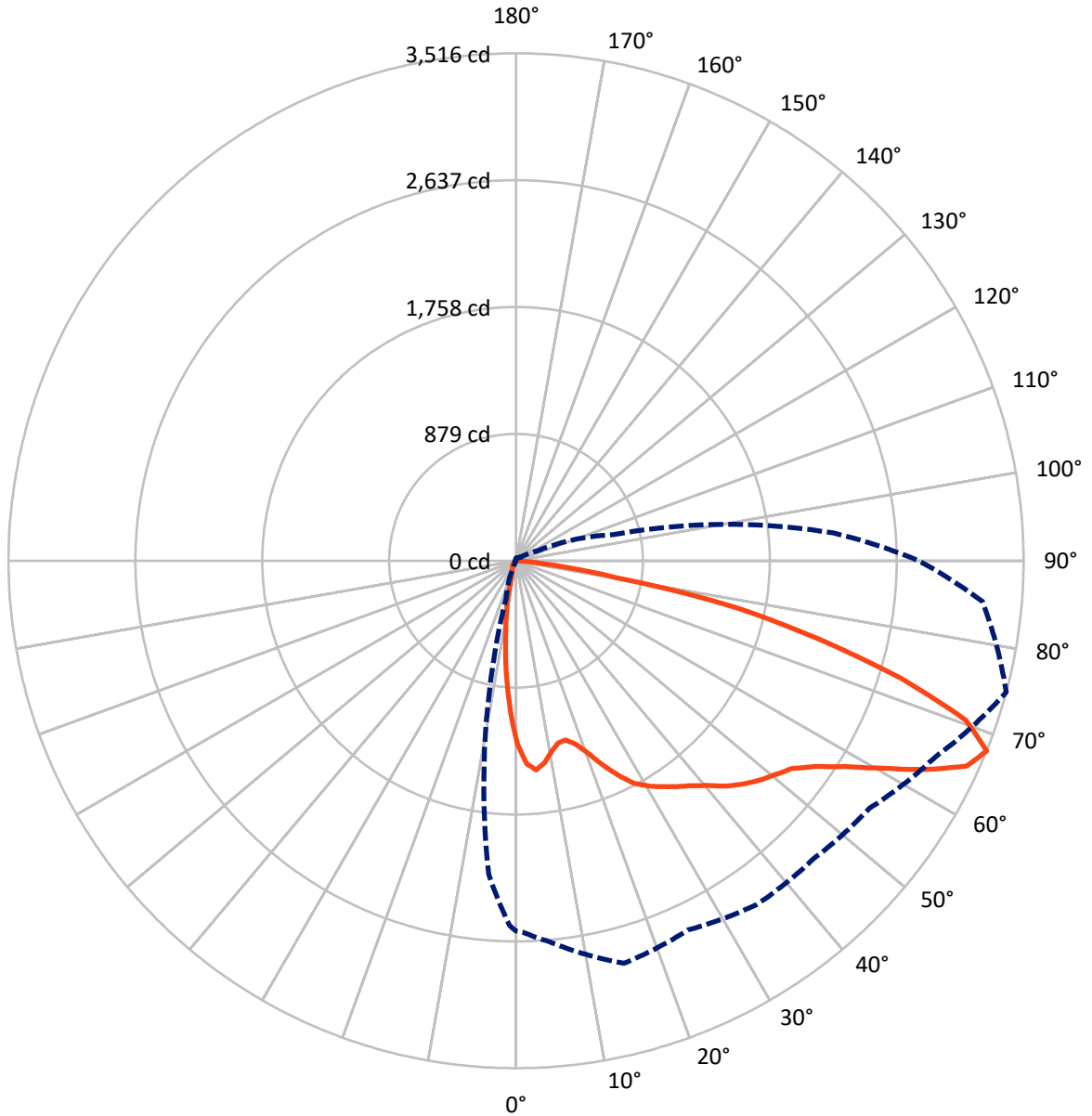
× Max cd  
 - - - 1/2 Max cd



Based on 10 foot mounting height. Maximum calculated value = 16.5 fc  
 Type III - Medium - N/A

REPORT NUMBER: P385662  
CATALOG NUMBER: GWC-SA1B-727-U-SLL-HSS

### Luminous Intensity Polar Plot



— Vertical Plane Through 75-Deg Lateral    - - - Horizontal Cone Through 67.5-Deg Vertical

REPORT NUMBER: P385662

CATALOG NUMBER: GWC-SA1B-727-U-SLL-HSS

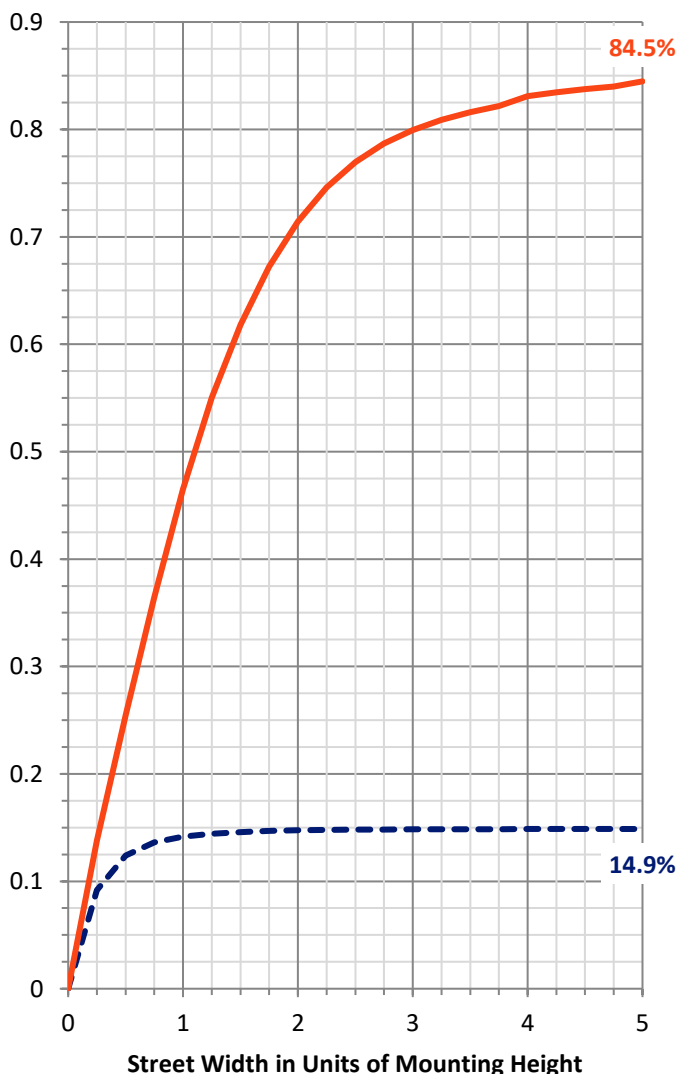
**FLUX DISTRIBUTION:**

		Downward	Upward	Total
<b>House Side</b>	Lumens	568.0	0.0	568.0
	% Fixture	15.0	0.0	15.0
<b>Street Side</b>	Lumens	3217.0	0.0	3217.0
	% Fixture	85.0	0.0	85.0
<b>Total</b>	Lumens	3785.0	0.0	3785.0
	% Fixture	100.0	0.0	100.0

**ZONAL LUMENS:**

Zone	Lumens	% Fixture
0°-10°	96.3	2.5
10°-20°	189.7	5.0
20°-30°	268.3	7.1
30°-40°	394.5	10.4
40°-50°	567.0	15.0
50°-60°	798.2	21.1
60°-70°	932.2	24.6
70°-80°	475.6	12.6
80°-90°	63.2	1.7
90°-100°	0.0	0.0
100°-110°	0.0	0.0
110°-120°	0.0	0.0
120°-130°	0.0	0.0
130°-140°	0.0	0.0
140°-150°	0.0	0.0
150°-160°	0.0	0.0
160°-170°	0.0	0.0
170°-180°	0.0	0.0
0°-90°	3785.0	100.0
0°-180°	3785.0	100.0

**Coefficient of Utilization**



REPORT NUMBER: P385662

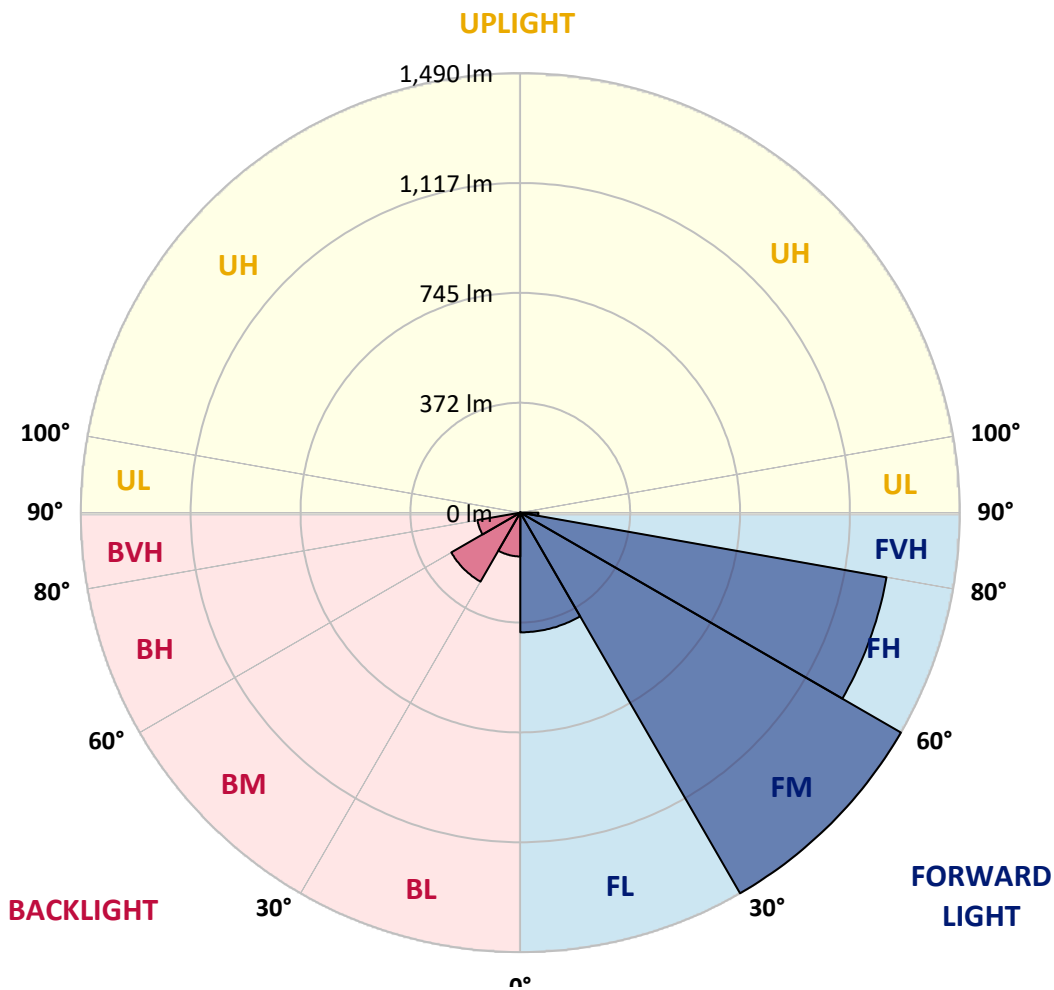
CATALOG NUMBER: GWC-SA1B-727-U-SLL-HSS

**LUMINAIRE CLASSIFICATION SYSTEM LUMEN TABLE AND BUG RATING:**

Zone	Lumens	% Fixture	Zone Rating/Lumen Limit		
			B	U	G
FL (0°-30°)	405.8	10.7			
FM (30°-60°)	1489.7	39.4			
FH (60°-80°)	1260.3	33.3			G1/1800
FVH (80°-90°)	61.3	1.6			G1/100
BL (0°-30°)	148.5	3.9	B1/500		
BM (30°-60°)	270.0	7.1	B1/1000		
BH (60°-80°)	147.5	3.9	B1/500		G1/500
BVH (80°-90°)	1.9	0.1			G0/10
UL (90°-100°)	0.0	0.0		U0/0	
UH (100°-180°)	0.0	0.0		U0/0	

**BUG Rating: B1-U0-G1**

Type III Medium





REPORT NUMBER: P385662

CATALOG NUMBER: GWC-SA1B-727-U-SLL-HSS

**CANDELA DISTRIBUTION (FULL):**

	0°	1°	5°	15°	25°	35°	45°	55°	65°	75°	85°
0°	1269.8	1269.8	1269.8	1269.8	1269.8	1269.8	1269.8	1269.8	1269.8	1269.8	1269.8
2.5°	1376.5	1378.6	1389.8	1415.6	1443.7	1445.9	1464.9	1445.3	1438.7	1407.1	1374.5
5°	1386.9	1395.1	1433.3	1509.2	1575.0	1596.1	1611.2	1572.8	1532.5	1455.4	1373.1
7.5°	1303.2	1317.0	1377.0	1519.4	1637.0	1689.0	1698.9	1638.8	1540.0	1413.1	1289.3
10°	1195.9	1211.7	1284.1	1459.1	1620.7	1709.8	1723.4	1644.7	1502.7	1344.6	1198.8
12.5°	1109.1	1127.6	1201.7	1391.4	1564.6	1663.2	1690.1	1624.8	1470.4	1296.0	1136.9
15°	1069.2	1090.3	1168.1	1347.6	1502.4	1580.0	1602.2	1574.1	1452.5	1288.3	1122.6
17.5°	1092.1	1115.1	1195.4	1351.4	1443.9	1477.1	1495.0	1506.5	1452.5	1334.7	1164.6
20°	1186.2	1211.0	1296.0	1389.6	1395.5	1383.1	1402.3	1442.6	1469.4	1422.9	1265.3
22.5°	1316.4	1345.5	1441.4	1455.0	1371.8	1325.0	1327.5	1390.8	1500.0	1534.8	1405.2
25°	1475.1	1510.6	1608.1	1552.6	1381.7	1290.4	1289.5	1348.2	1530.0	1646.9	1561.0
27.5°	1632.7	1671.8	1757.5	1671.6	1422.4	1284.1	1282.4	1335.2	1559.2	1746.6	1731.1
30°	1764.9	1802.9	1876.7	1757.9	1466.3	1298.8	1290.2	1349.1	1576.6	1811.3	1855.2
32.5°	1872.4	1902.9	1962.6	1817.2	1513.3	1327.4	1308.7	1386.0	1606.2	1866.0	1969.3
35°	1990.8	2022.9	2046.7	1873.7	1566.0	1368.4	1341.7	1444.6	1651.7	1921.6	2094.2
37.5°	2125.8	2157.7	2154.8	1925.3	1632.9	1436.4	1419.3	1537.5	1722.5	1976.6	2233.7
40°	2257.9	2290.6	2267.2	1981.8	1711.4	1548.4	1535.9	1677.0	1817.4	2047.1	2397.2
42.5°	2381.6	2417.0	2367.1	2035.2	1805.0	1689.7	1711.2	1856.7	1936.1	2133.8	2538.2
45°	2481.3	2517.4	2450.9	2087.2	1903.6	1861.1	1925.9	2055.7	2078.8	2207.2	2633.4
47.5°	2553.8	2587.8	2508.9	2139.2	2029.9	2070.7	2183.5	2264.4	2207.7	2270.8	2701.0
50°	2600.0	2626.6	2526.0	2204.3	2195.5	2315.3	2451.9	2491.4	2329.1	2328.2	2783.1
52.5°	2629.4	2641.4	2538.5	2272.3	2368.4	2581.6	2714.8	2727.2	2454.1	2391.3	2893.7
55°	2730.7	2740.4	2627.5	2354.6	2511.3	2814.8	2952.5	2941.1	2595.5	2514.9	3024.3
57.5°	2903.6	2913.8	2811.2	2472.9	2626.9	2959.0	3124.8	3145.5	2761.4	2688.4	3164.1
60°	2990.4	3009.4	2972.8	2622.8	2739.0	3051.1	3242.3	3308.1	2968.7	2917.2	3299.7
62.5°	2911.7	2939.3	2992.3	2789.0	2850.3	3101.9	3278.9	3366.4	3181.0	3183.8	3383.2
65°	2754.6	2776.6	2866.6	2880.1	2914.9	3095.6	3188.5	3285.0	3311.0	3428.8	3378.7
67.5°	2564.9	2573.1	2649.5	2887.3	2821.3	2907.0	2917.0	2988.4	3208.2	3515.5	3243.0
70°	2291.8	2296.3	2363.0	2647.2	2424.5	2443.3	2428.4	2443.0	2758.2	3304.1	2900.4
72.5°	1844.5	1855.8	1950.6	2198.4	1766.3	1712.0	1828.9	1822.4	2124.2	2791.5	2154.1
75°	1358.0	1377.6	1520.8	1770.8	1239.7	1121.3	1206.7	1229.5	1510.1	2159.3	1347.1
77.5°	950.8	965.4	1104.1	1301.7	897.2	801.8	771.0	798.1	996.7	1562.1	678.7
80°	547.8	553.1	641.7	751.6	604.6	691.7	626.7	645.3	597.2	695.0	291.9
82.5°	358.4	359.3	393.9	447.4	376.5	437.5	323.8	414.0	367.4	279.2	95.0
85°	193.6	194.7	228.4	317.5	213.2	120.5	70.8	145.4	227.2	64.0	26.0
87.5°	21.3	19.5	68.9	115.5	59.2	10.9	3.8	16.3	36.4	4.1	0.0
90°	0.0	0.0	0.0	0.0	0.0	0.0	0.0	0.0	0.0	0.0	0.0



REPORT NUMBER: P385662  
 CATALOG NUMBER: GWC-SA1B-727-U-SLL-HSS

**CANDELA DISTRIBUTION (continued):**

	90°	95°	105°	115°	125°	135°	145°	155°	165°	175°	180°
0°	1269.8	1269.8	1269.8	1269.8	1269.8	1269.8	1269.8	1269.8	1269.8	1269.8	1269.8
2.5°	1357.8	1343.0	1305.8	1266.6	1235.0	1205.4	1175.7	1139.3	1111.1	1105.4	1096.1
5°	1328.8	1281.6	1203.8	1125.6	1062.7	983.3	932.9	893.6	855.3	852.9	845.2
7.5°	1227.3	1165.3	1055.7	947.6	859.0	783.4	707.0	655.9	615.7	601.6	593.1
10°	1129.8	1060.0	923.2	799.9	720.8	653.9	600.1	546.7	498.3	464.9	449.9
12.5°	1061.6	984.5	833.7	727.4	670.8	607.3	541.7	475.0	419.2	379.0	354.5
15°	1035.3	953.0	803.8	698.7	628.8	548.5	464.6	388.4	326.5	290.1	268.1
17.5°	1066.7	970.9	801.5	663.8	566.1	466.2	373.5	283.5	225.2	197.6	183.4
20°	1146.3	1027.9	800.6	620.9	491.5	368.6	253.0	186.5	151.1	135.7	129.1
22.5°	1258.9	1100.7	807.7	578.6	413.8	263.4	174.6	137.0	118.9	110.6	106.9
25°	1403.7	1202.9	828.0	540.2	340.8	196.5	136.1	114.8	102.0	95.6	92.9
27.5°	1558.1	1320.5	859.6	506.9	281.5	156.7	116.5	98.3	89.1	84.6	82.1
30°	1685.4	1456.8	891.5	469.8	238.5	136.6	106.7	89.7	79.1	76.2	73.9
32.5°	1796.8	1559.9	914.1	436.2	210.3	121.4	96.5	80.1	73.0	67.4	64.9
35°	1912.1	1645.8	913.4	412.7	191.0	109.9	87.9	71.7	63.1	56.7	54.7
37.5°	2036.8	1742.8	897.8	392.7	182.5	100.8	83.0	67.2	58.6	52.2	49.7
40°	2183.0	1844.6	881.8	373.8	180.2	93.4	79.6	63.7	54.5	48.2	45.7
42.5°	2325.3	1936.4	867.8	359.9	170.2	93.2	76.6	61.0	51.3	45.2	42.3
45°	2439.2	2022.0	865.1	351.4	159.6	96.5	74.9	59.2	48.8	42.7	40.0
47.5°	2533.9	2114.8	882.3	345.5	149.5	88.0	78.9	57.9	46.4	40.5	37.5
50°	2646.5	2228.9	922.9	335.8	139.0	79.3	90.4	58.3	44.5	38.4	35.1
52.5°	2803.5	2386.7	982.4	319.5	124.4	71.2	88.9	58.6	42.3	36.0	32.8
55°	2979.6	2583.7	1046.4	292.4	104.2	60.6	76.2	56.1	38.2	33.5	30.5
57.5°	3164.6	2762.5	1084.4	260.2	82.8	52.4	61.0	51.1	33.7	30.1	28.2
60°	3193.7	2830.4	1067.0	220.5	65.8	45.5	45.2	52.0	30.1	26.5	25.1
62.5°	3121.4	2745.1	982.9	185.2	55.0	40.0	37.1	45.4	27.3	23.7	22.2
65°	2982.5	2514.3	846.7	166.9	51.1	34.2	30.8	31.9	23.8	20.6	19.4
67.5°	2789.2	2206.3	695.1	156.5	50.6	29.4	26.4	24.2	20.6	17.9	16.9
70°	2394.0	1838.0	554.6	150.8	49.1	24.7	22.2	19.7	17.2	15.2	14.3
72.5°	1762.0	1302.4	431.4	144.5	49.5	19.7	19.4	16.3	13.8	11.8	11.5
75°	1018.1	744.1	282.9	117.1	47.2	15.2	16.1	11.5	9.7	8.2	8.2
77.5°	542.6	453.8	107.8	48.8	17.2	9.7	9.1	6.8	6.1	5.0	4.8
80°	236.5	199.7	32.5	13.6	9.5	5.2	3.4	3.0	2.7	2.2	2.0
82.5°	83.7	72.3	10.6	6.6	4.1	0.0	0.0	0.0	0.0	0.0	0.0
85°	19.0	13.6	0.0	1.6	0.0	0.0	0.0	0.0	0.0	0.0	0.0
87.5°	0.0	0.0	0.0	0.0	0.0	0.0	0.0	0.0	0.0	0.0	0.0
90°	0.0	0.0	0.0	0.0	0.0	0.0	0.0	0.0	0.0	0.0	0.0





REPORT NUMBER: P385662  
 CATALOG NUMBER: GWC-SA1B-727-U-SLL-HSS

**CANDELA DISTRIBUTION (continued):**

	185°	195°	205°	215°	225°	235°	245°	255°	265°	270°	275°
0°	1269.8	1269.8	1269.8	1269.8	1269.8	1269.8	1269.8	1269.8	1269.8	1269.8	1269.8
2.5°	1077.1	1073.1	1049.8	1050.7	1054.8	1060.7	1046.8	1053.2	1070.6	1087.3	1093.6
5°	832.8	833.7	819.6	828.4	836.3	841.6	819.0	819.4	833.2	852.0	861.9
7.5°	586.8	585.4	586.1	607.1	622.0	611.2	619.7	590.4	592.2	605.7	595.6
10°	436.2	416.5	405.4	421.2	437.5	431.6	417.1	407.5	414.2	429.1	428.0
12.5°	342.8	314.5	297.8	286.5	300.0	288.9	288.5	280.2	271.3	272.9	296.7
15°	257.8	237.2	217.5	199.4	199.0	195.3	176.1	154.6	152.8	153.8	166.2
17.5°	177.3	170.3	162.3	146.7	142.5	126.8	108.1	99.5	95.2	97.2	101.3
20°	124.6	121.9	122.8	114.4	108.5	93.4	82.5	79.1	78.4	80.3	82.3
22.5°	103.3	98.4	97.9	94.1	88.2	77.3	71.4	69.4	68.5	70.3	71.7
25°	90.4	85.5	83.6	81.2	74.9	67.4	63.8	62.0	61.1	62.2	63.1
27.5°	79.6	75.1	73.3	71.7	65.6	60.2	57.4	55.8	55.0	55.4	56.3
30°	71.5	67.6	65.3	63.3	58.1	54.3	51.8	50.2	49.5	49.5	50.4
32.5°	63.1	61.0	58.8	56.3	51.5	48.9	46.4	44.6	43.9	44.1	44.8
35°	52.5	51.8	52.4	50.0	45.9	43.7	41.2	39.3	38.7	38.9	39.6
37.5°	46.6	43.4	45.4	44.1	41.8	38.9	35.7	33.9	33.0	33.5	33.9
40°	42.9	38.9	37.5	38.7	38.4	33.7	30.8	29.0	28.3	28.5	28.9
42.5°	39.6	35.0	31.7	31.6	33.7	29.4	26.4	24.7	23.8	23.8	24.2
45°	36.6	31.6	27.6	24.6	28.3	24.9	22.1	20.6	19.5	19.5	19.7
47.5°	34.2	28.7	24.0	20.1	21.3	20.4	18.1	16.7	15.6	15.6	15.8
50°	32.1	25.8	20.8	16.9	16.0	16.9	14.7	13.1	12.4	12.2	12.6
52.5°	29.8	23.0	17.8	14.3	12.6	12.7	11.5	10.4	9.5	9.5	9.9
55°	27.4	20.6	15.4	12.2	10.4	9.5	9.1	8.4	7.7	7.7	8.1
57.5°	25.1	18.1	13.1	10.0	8.2	7.5	7.5	7.0	6.5	6.5	6.8
60°	23.0	15.6	10.8	8.2	6.5	6.3	6.5	5.9	5.6	5.6	5.9
62.5°	20.4	13.3	8.8	6.8	5.2	5.0	5.6	5.2	4.8	4.8	5.2
65°	17.4	11.3	7.0	5.2	3.9	3.9	4.7	4.3	3.9	3.9	4.3
67.5°	14.7	9.5	5.4	3.8	2.9	3.0	3.9	3.6	3.4	3.4	3.8
70°	12.2	7.4	3.8	2.3	1.6	2.3	3.0	3.0	3.0	3.0	3.4
72.5°	9.1	5.0	2.2	0.9	0.7	1.6	2.5	2.9	2.7	2.7	3.2
75°	5.9	2.9	0.7	0.0	0.0	0.9	2.0	2.3	2.3	2.2	2.7
77.5°	3.4	0.9	0.0	0.0	0.0	0.0	1.3	1.1	0.9	0.7	1.3
80°	0.9	0.0	0.0	0.0	0.0	0.0	0.0	0.0	0.0	0.0	0.0
82.5°	0.0	0.0	0.0	0.0	0.0	0.0	0.0	0.0	0.0	0.0	0.0
85°	0.0	0.0	0.0	0.0	0.0	0.0	0.0	0.0	0.0	0.0	0.0
87.5°	0.0	0.0	0.0	0.0	0.0	0.0	0.0	0.0	0.0	0.0	0.0
90°	0.0	0.0	0.0	0.0	0.0	0.0	0.0	0.0	0.0	0.0	0.0



REPORT NUMBER: P385662  
 CATALOG NUMBER: GWC-SA1B-727-U-SLL-HSS

**CANDELA DISTRIBUTION (continued):**

	285°	295°	305°	315°	325°	335°	345°	355°	359°	360°
0°	1269.8	1269.8	1269.8	1269.8	1269.8	1269.8	1269.8	1269.8	1269.8	1269.8
2.5°	1118.8	1140.0	1169.8	1201.3	1249.9	1288.4	1326.3	1358.7	1371.3	1376.5
5°	885.6	916.6	960.2	1016.1	1103.8	1182.7	1262.6	1343.1	1378.1	1386.9
7.5°	635.4	675.1	730.5	800.6	903.3	1005.5	1117.2	1235.4	1289.5	1303.2
10°	470.3	518.7	582.2	656.1	754.1	859.2	981.0	1116.0	1177.8	1195.9
12.5°	333.7	399.1	484.1	573.9	658.9	752.7	875.9	1024.7	1089.6	1109.1
15°	196.0	259.3	359.9	480.2	589.0	684.0	809.2	977.9	1049.4	1069.2
17.5°	112.4	144.0	220.0	354.1	501.9	633.5	788.2	989.6	1073.8	1092.1
20°	85.9	95.9	126.8	228.1	400.0	583.8	788.2	1055.5	1159.4	1186.2
22.5°	75.1	82.5	95.0	136.1	294.4	530.5	797.3	1150.9	1286.7	1316.4
25°	66.7	73.3	84.1	102.4	200.8	467.3	819.0	1268.0	1436.6	1475.1
27.5°	59.7	66.0	75.7	89.7	137.3	390.9	848.3	1405.4	1601.9	1632.7
30°	53.4	59.3	68.1	78.0	106.0	304.3	873.2	1534.8	1731.7	1764.9
32.5°	47.5	52.9	60.8	68.1	86.8	225.0	875.9	1637.4	1839.4	1872.4
35°	42.0	46.8	54.0	59.7	71.9	177.7	834.1	1726.3	1947.2	1990.8
37.5°	36.6	41.2	47.5	51.8	63.3	144.9	770.3	1825.5	2085.4	2125.8
40°	31.6	35.7	42.1	45.0	59.9	111.3	700.9	1929.4	2221.0	2257.9
42.5°	26.9	30.8	37.1	42.7	52.5	83.2	625.9	2027.0	2342.9	2381.6
45°	22.4	26.5	32.8	45.2	43.6	62.2	545.8	2091.7	2439.2	2481.3
47.5°	18.1	22.8	31.4	43.0	34.8	45.7	482.3	2153.0	2512.2	2553.8
50°	14.5	19.2	35.3	38.4	28.5	35.0	455.8	2207.9	2560.0	2600.0
52.5°	11.8	16.1	33.3	29.4	23.8	28.9	470.1	2296.8	2604.3	2629.4
55°	9.9	12.7	20.1	20.4	20.3	24.6	487.9	2424.5	2718.9	2730.7
57.5°	8.6	10.2	14.0	15.8	17.0	21.9	488.2	2607.7	2896.2	2903.6
60°	7.4	9.0	11.7	12.7	14.7	19.5	470.5	2671.7	2966.0	2990.4
62.5°	6.5	7.9	9.7	10.6	12.4	17.6	428.9	2579.1	2870.2	2911.7
65°	5.7	7.2	8.1	9.0	10.9	15.8	360.4	2393.7	2711.4	2754.6
67.5°	5.0	6.3	7.2	8.1	9.9	14.0	265.4	2178.3	2529.0	2564.9
70°	4.5	5.6	6.5	7.2	8.6	11.8	161.0	1848.4	2276.9	2291.8
72.5°	4.3	5.0	5.9	6.5	7.5	10.4	81.6	1358.4	1820.3	1844.5
75°	3.8	4.5	5.4	5.7	6.6	9.0	33.2	892.2	1319.1	1358.0
77.5°	3.0	4.1	4.8	5.2	5.7	7.4	16.9	570.2	925.7	950.8
80°	1.1	3.0	4.1	4.3	4.8	5.4	11.1	312.2	537.0	547.8
82.5°	0.0	2.0	3.2	3.0	3.4	4.1	7.2	148.5	354.5	358.4
85°	0.0	0.9	2.5	2.0	1.4	2.9	2.5	32.5	185.9	193.6
87.5°	0.0	0.0	0.2	0.9	0.7	1.1	0.4	0.2	16.9	21.3
90°	0.0	0.0	0.0	0.0	0.0	0.0	0.0	0.0	0.0	0.0

Signify Classified - Internal  
Cooper Lighting Solutions Photometric Lab  
1121 Highway 74 South  
Peachtree City, GA 30269

Scaled Data Report



Report Generated By 670245982

Signify Classified - Internal  
Cooper Lighting Solutions Photometric Lab  
1121 Highway 74 South  
Peachtree City, GA 30269

Scaled Data Report



Signify Classified - Internal  
Cooper Lighting Solutions Photometric Lab  
1121 Highway 74 South  
Peachtree City, GA 30269

Scaled Data Report



Signify Classified - Internal  
Cooper Lighting Solutions Photometric Lab  
1121 Highway 74 South  
Peachtree City, GA 30269

Scaled Data Report





--- HS    — SS

Signify Classified - Internal  
Cooper Lighting Solutions Photometric Lab  
1121 Highway 74 South  
Peachtree City, GA 30269

Scaled Data Report



u



Signify Classified - Internal  
Cooper Lighting Solutions Photometric Lab  
1121 Highway 74 South  
Peachtree City, GA 30269

Scaled Data Report



Signify Classified - Internal  
Cooper Lighting Solutions Photometric Lab  
1121 Highway 74 South  
Peachtree City, GA 30269

Scaled Data Report



Signify Classified - Internal  
Cooper Lighting Solutions Photometric Lab  
1121 Highway 74 South  
Peachtree City, GA 30269

Scaled Data Report



Signify Classified - Internal  
Cooper Lighting Solutions Photometric Lab  
1121 Highway 74 South  
Peachtree City, GA 30269

Scaled Data Report



(END OF REPORT)